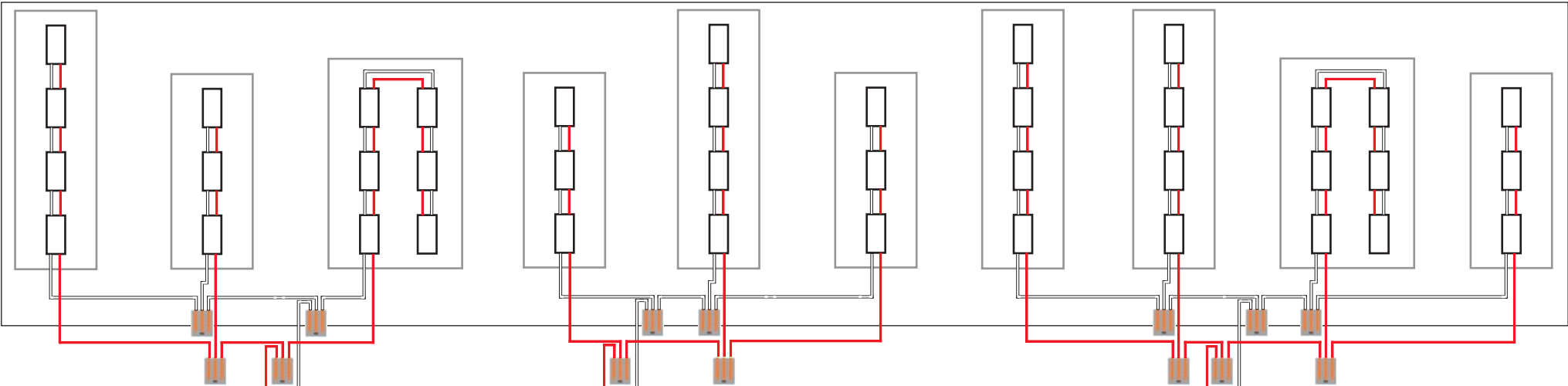



SIGNS




REPEATERS*




*The number of amplifiers depends on the number of LEDs connected to the system. This scheme can be extended or restricted by using the connection structure of this installation instruction.







DIMMER



TRANSFORMERS



LEGEND:

-  • Clamp connector
-  • 12V +
-  • 12V -
-  • 230V phase wire
-  • 230V neutral wire
-  • LED